

Instructions for Self-Registration into HealthStream for Online Orientation

MD and Allied Health **Credentiaing Applicants**

1. Go to www.holycrossuniv.com
2. Click **PHYSICIAN ALLIED HEALTH** tab.
3. Read instructions posted on the page.



The screenshot shows the Holy Cross University website navigation menu. The "PHYSICIAN ALLIED HEALTH" tab is circled in red. Below the menu, there are buttons for "HEALTHSTREAM INITIAL LOGIN" (circled in red) and "HEALTHSTREAM LOGIN". A red arrow points from the "PHYSICIAN ALLIED HEALTH" tab to the "HEALTHSTREAM INITIAL LOGIN" button. Text below the buttons says "Click here to Read Instructions FIRST before logging in".

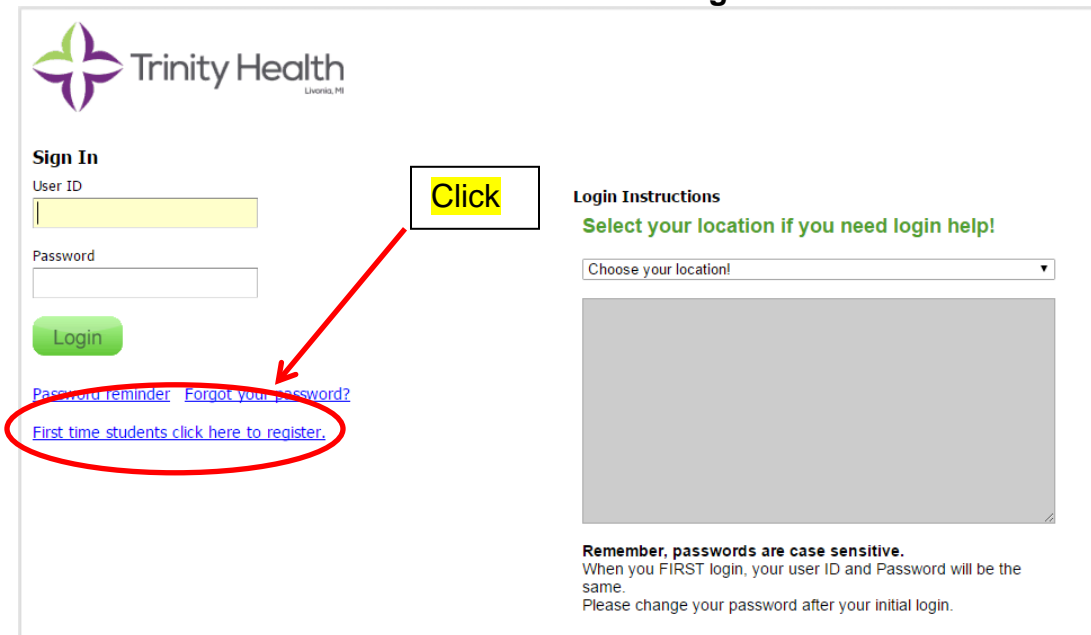
HEALTHSTREAM INITIAL LOGIN For Initial Self-Registration Login

HEALTHSTREAM LOGIN For Returning Login

Please note the Learning Center Service Hours

4. Click on the **HEALTHSTREAM INITIAL LOGIN** button

5. Click on "First time students click here to register"



The screenshot shows the Trinity Health login page. The "First time students click here to register" link is circled in red. A red arrow points from the "Click" box to the "First time students click here to register" link. The page includes a "Sign In" section with "User ID" and "Password" fields, a "Login" button, and "Login Instructions" section with a "Choose your location!" dropdown menu. A note at the bottom states: "Remember, passwords are case sensitive. When you FIRST login, your user ID and Password will be the same. Please change your password after your initial login."

Click

First time students click here to register.

Remember, passwords are case sensitive.
When you FIRST login, your user ID and Password will be the same.
Please change your password after your initial login.

6.

Please Create an Account

If you have already registered, please click [here](#) to login.

Organization Information

Institution:

General Information

Required Fields are marked with a *.

Last Name: *

First Name: *

Middle Name:

User ID: *

Password: *

Confirm Password: *

Password Reminder:

Email: *

Time Zone: *

Preferred Language: *

Enter: Last Name and First Name
Create a User ID and Password
Enter a Password reminder

REQUIRED: VALID Email address;
HealthStream will send an email
confirmation with further information

Leave as is. DO NOT change.

Institution Information

Hire/Re-hire Date: *

Review Month/Day:

Department: *

Job Title: *

OR

Job Category:

Active Date: *

Leave as is. DO NOT change.

Department: HCCA-CREDENTIALING APPLICANTS
Job Title: Select as applicable

Note: If you have entered a valid email address, your user ID, password and login URL will be emailed to you shortly. Otherwise, you will need to remember your user ID and password. If you forget this information, please contact your administrator.

7. Click **Submit**.

8. This page opens. Note the **My To-Do List** has no course listed.

Home | Faculty Info | Student Info | Tasks

www.healthstream.com/HSAPP/

Apps | Bookmarks | Basecamp Launchpad | HCU | HSTM-Admin | ASAP Login Screen

Trinity Health
Carmel Test | Holy Cross Hospital Non-Employee | Logout

To Do | Completed | Profile | Catalog | Connections | Take a Tour

My To-Do List

TOTAL TASKS: 0

You are up to date, but there is always room to grow

[Find an Elective in the Catalog](#)

Sitemap
To-Do List
Completions
Connections

HealthStream
Copyright © 2015 HealthStream, Inc. All Rights Reserved.
Build: 13.01.28.895.224 Aug 25, 2015 at 11:03 AM | O: HCU

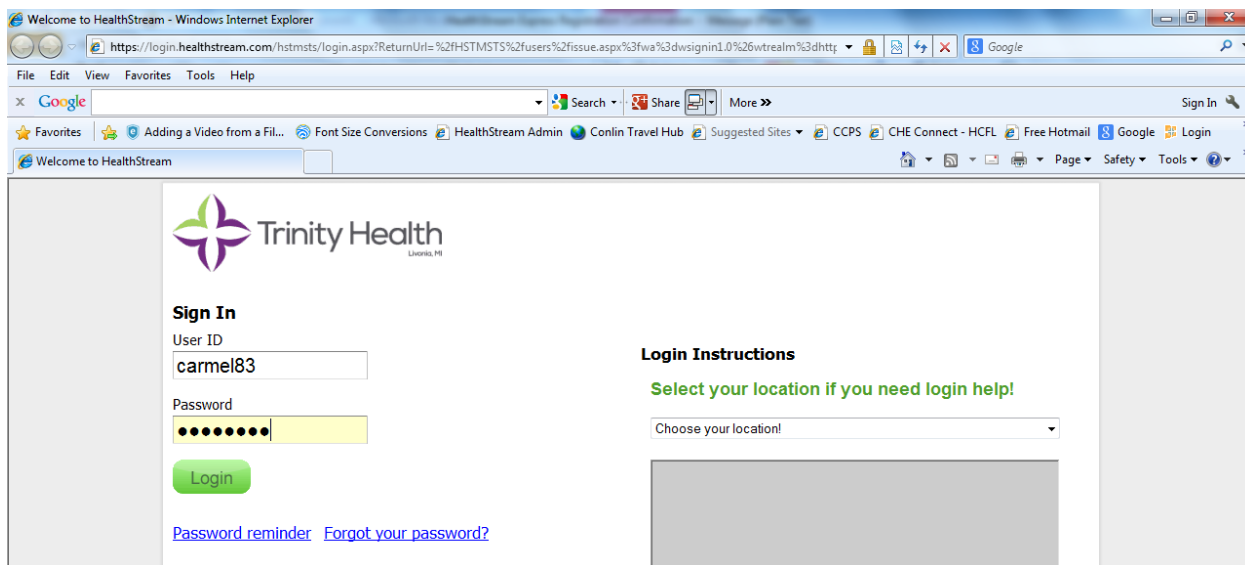
HEALTHSTREAM LOGIN Returning LOGIN

NOTE: NO course is listed here. You have to logout.
Log back in using the link sent to you in the confirmation **Email**, or click on the **HealthStream Login** button from the Holy Cross University website. **Allow 1 minute for the course to load before logging back in.**

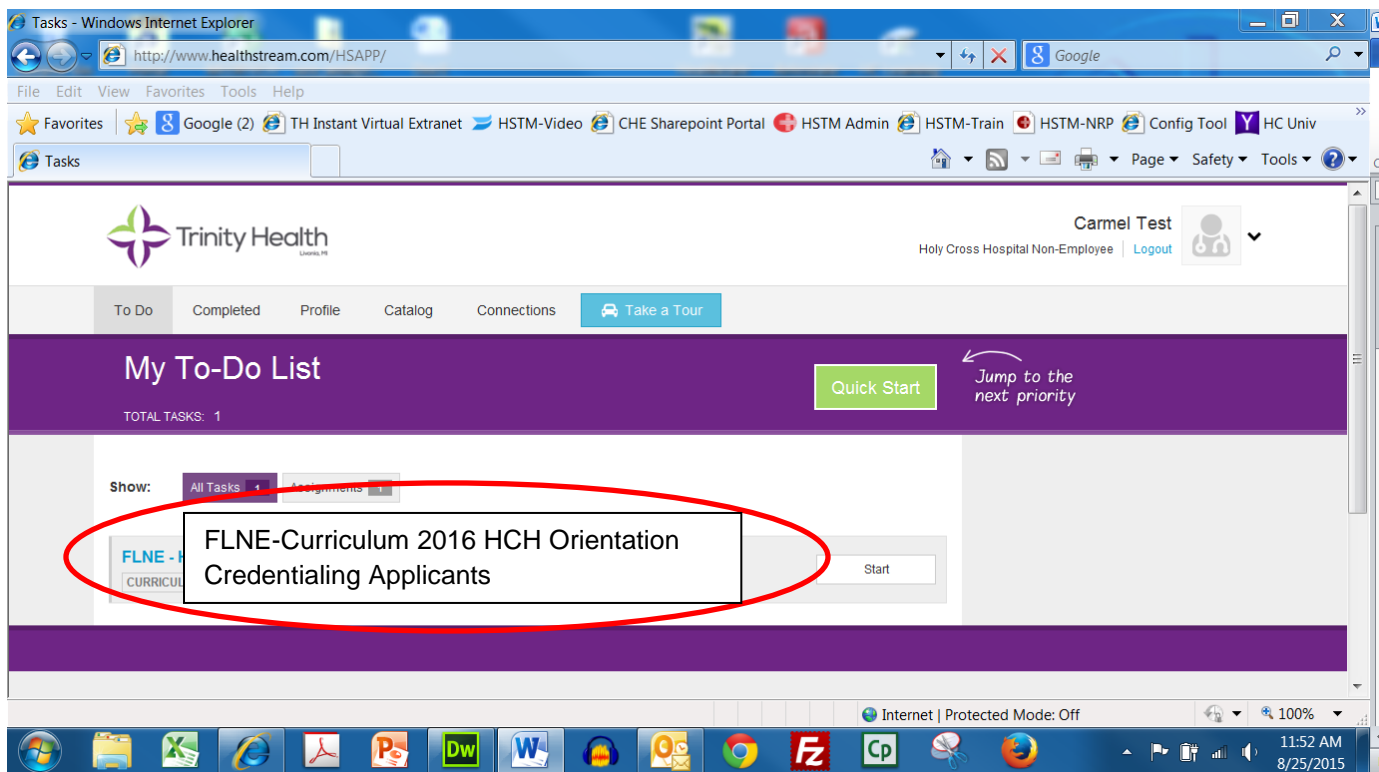
Click Logout.

11:04 AM
8/25/2015

9. You will receive an **email confirmation** from HealthStream with a link to the HealthStream login page. Or, you can go back to the **Holy Cross University website** and click on the **HealthStream Login** button. **Enter the User ID and Password** you created.



10. Once logged in, you should see your online orientation requirement in the **My To-Do List** page.



For assistance:

Email: Learning.Center@holy-cross.com
Naomi.mora@holy-cross.com
HCH HealthStream Administrator

7/2016 nm