

# Instructions for Self-Registration into HealthStream

## MD and Allied Health **Credentiaing Applicants**

1. Go to [www.holycrossuniv.com](http://www.holycrossuniv.com) then **click** on the **PHYSICIAN ALLIED HEALTH** menu.  
**NOTE:** DO NOT CLICK the HealthStream tab.

2. Scroll down the page and click on the **HEALTHSTREAM INITIAL LOGIN** button



3. Click on **“First time students click here to register”**

Trinity Health  
Sign In  
User ID  
Password  
Login  
Password reminder. Forgot your password?  
**First time students click here to register.**  
Login Instructions  
Select your location if you need login help!  
Choose your location!  
Remember, passwords are case sensitive.  
When you FIRST login, your user ID and Password will be the same.  
Please change your password after your initial login.

4. Create an account

**Please Create an Account**  
If you have already registered, please click [here](#) to login.  
**Organization Information**  
Institution: FLNE - Holy Cross Hospital Non-Employee  
**General Information** Required Fields are marked with a \*.  
Last Name: \*  
First Name: \*  
Middle Name:  
User ID: \* Create a User ID  
Password: \* Create a Password  
Confirm Password: \*  
Password Reminder:  
Email: \*  
Time Zone: \* Eastern Time  
Preferred Language: \* English

Enter: **Last Name and First Name**  
Create a **User ID and Password**  
Enter a Password reminder

**REQUIRED: VALID Email address;**  
**HealthStream will send an email**  
**confirmation with further information**

### Institution Information

Company and Location: \*

Financial Organization: \*

Employee/Non-employee: \*

Network ID: \*

Hire/Re-hire Date: \*

Review Month/Day:

Department: \*

Job Title: \*

Job Category: Other Clinical

Active Date: \*

**Note:** If you have entered a valid email address, your user ID, password and login URL will be emailed to you shortly. Otherwise, you will need to remember your user ID and password. If you forget this information, please contact your administrator.

I Agree to the [Terms of Use](#).

Date pre-populates. Leave as is. DO NOT change.

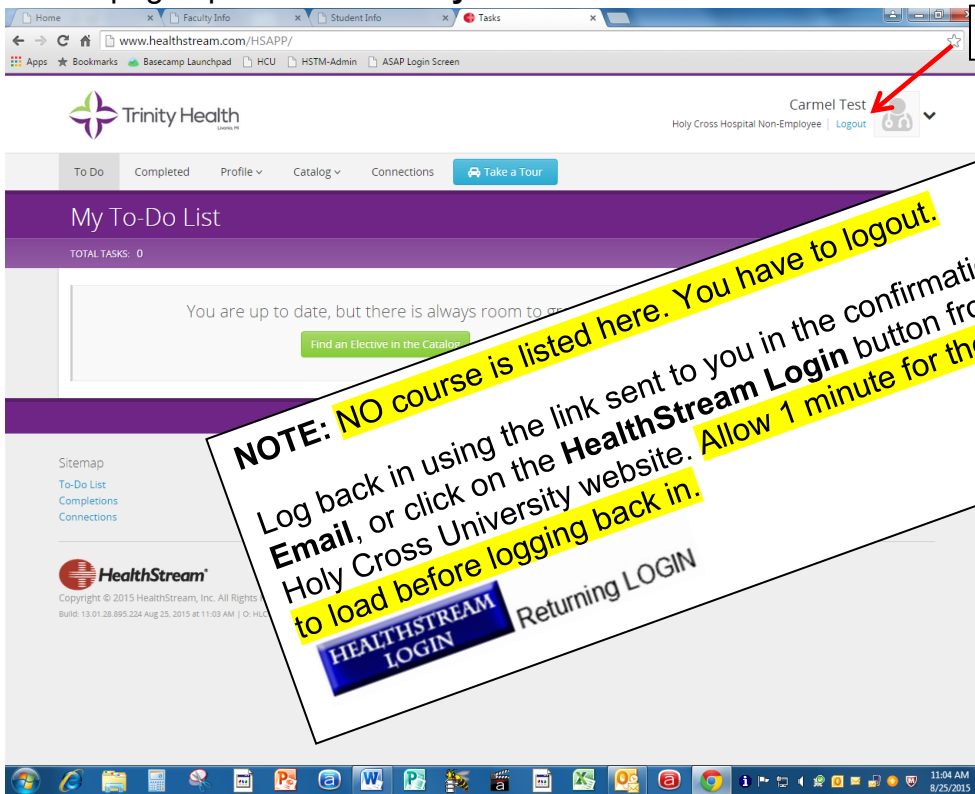
Department: HCCA-CREDENTIALING APPLICANTS  
Job Title: Select as applicable

OR HCAP-B ADVANCED PRACTITIONER CREDENTIALING APPLICANT

HCMDT-B TELE-HEALTH PHYSICIAN CREDENTIALING APPLICANT

5. Click **Submit**.

6. This page opens. Note the **My To-Do List** has no course listed.

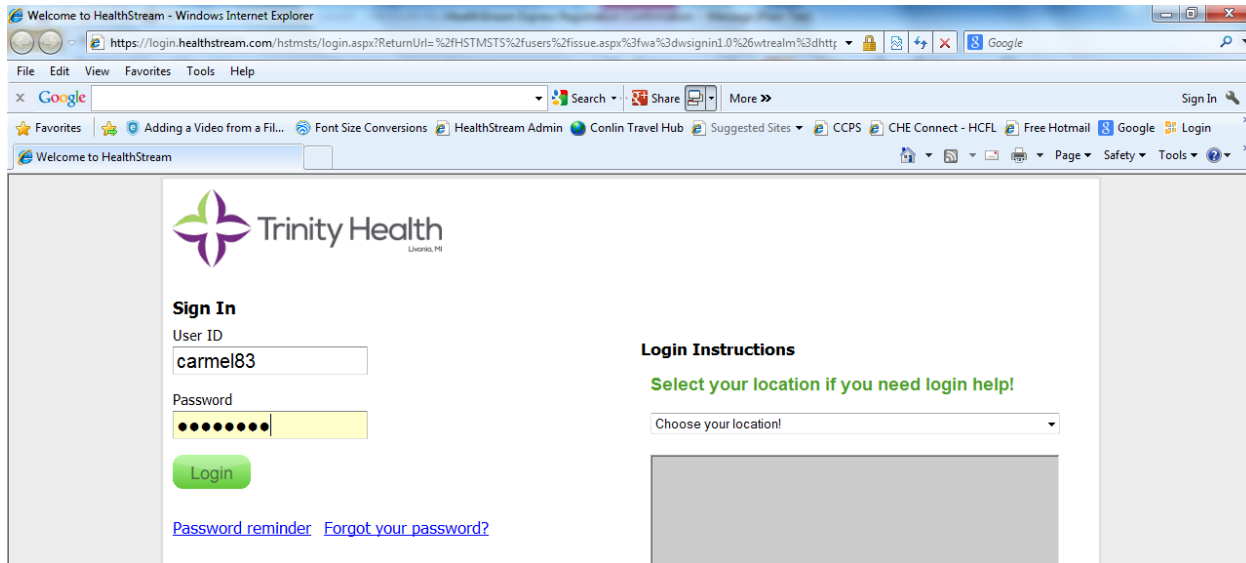


Click **Logout**.

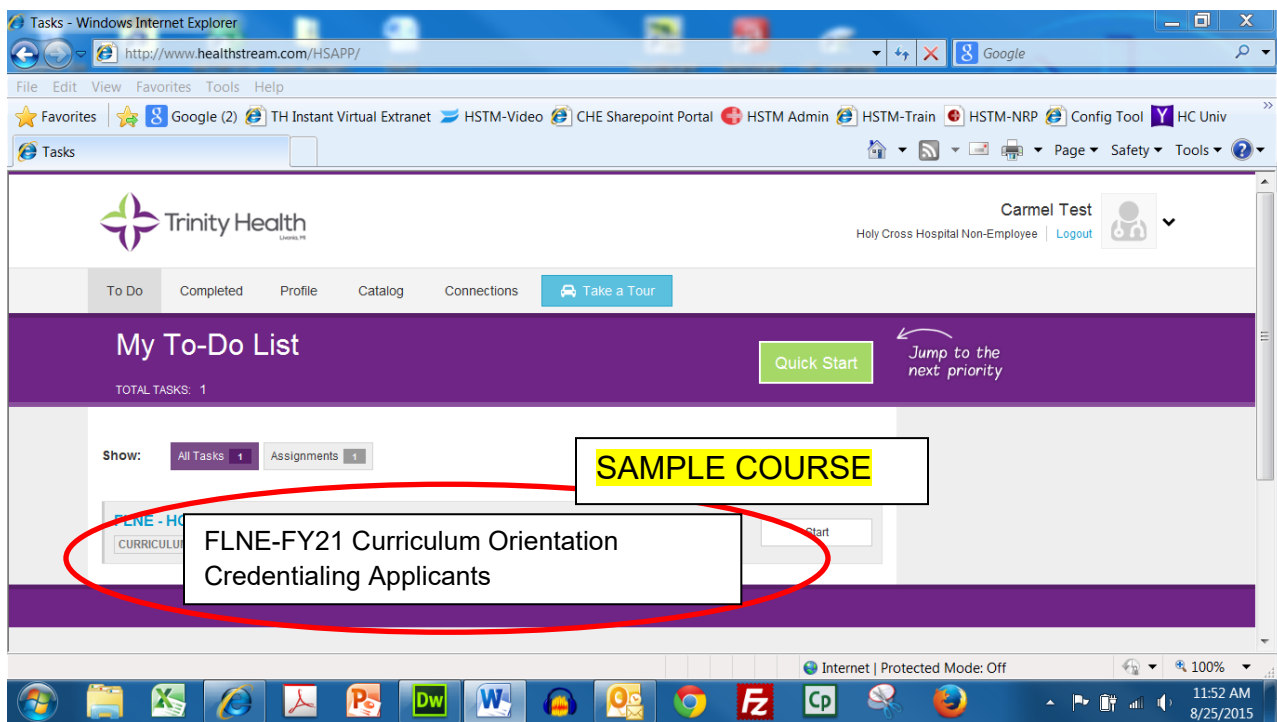
**NOTE: NO course is listed here. You have to logout.**  
Log back in using the link sent to you in the confirmation Email, or click on the **HealthStream Login** button from the Holy Cross University website. Allow 1 minute for the course to load before logging back in.

**HEALTHSTREAM LOGIN** Returning LOGIN

7. You will receive an **email confirmation** from HealthStream with a link to the HealthStream login page. Or, you can go back to the **Holy Cross University website** and click on the **HealthStream Login** button. **Enter the User ID and Password you created.**



8. Once logged in, you should see your online orientation requirement in the **My To-Do List** page.



For assistance:

**Email:** [Learning.Center@holy-cross.com](mailto:Learning.Center@holy-cross.com) [Naomi.mora@holy-cross.com](mailto:Naomi.mora@holy-cross.com)